



BTF-S/BTF-M BTF-L

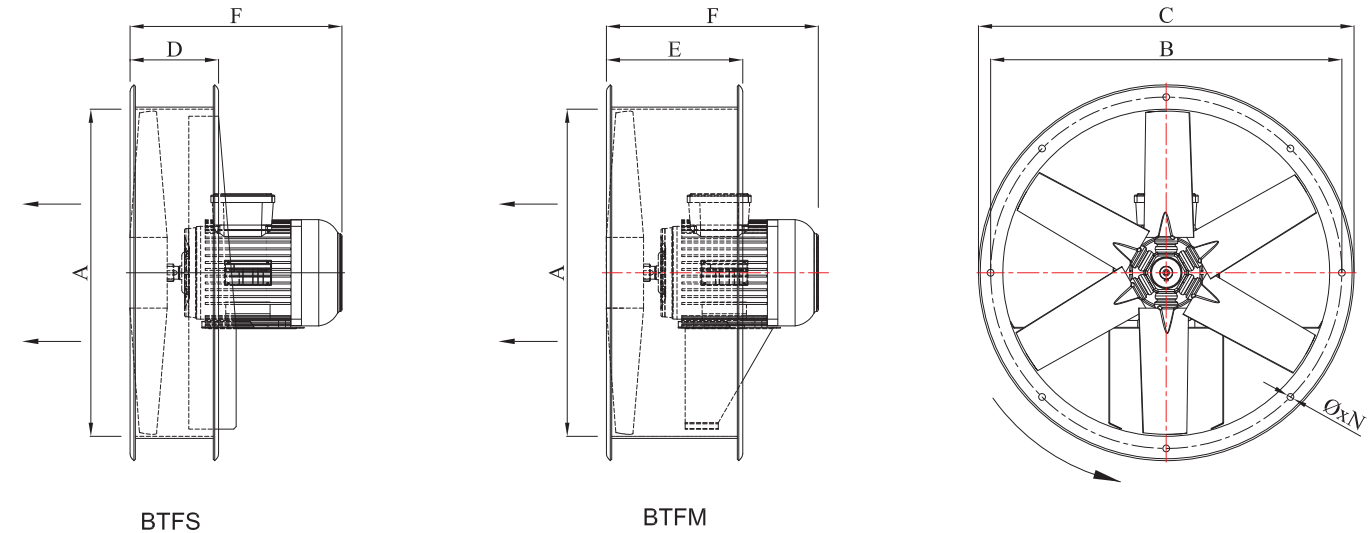
AC TUBE FANS

Tube Fans are manufactured between diameters 315 mm-1400 mm and with different blade angles combinations. Single and Double speed motors (-40 +60) / heat resistant smoke exhaust fan F400 2h / Exproof Fan
Airflow: 2100-107000 m³/h
Pressure: 60-950 mmWC
Direct coupled motor (Single Phase-Three Phase)

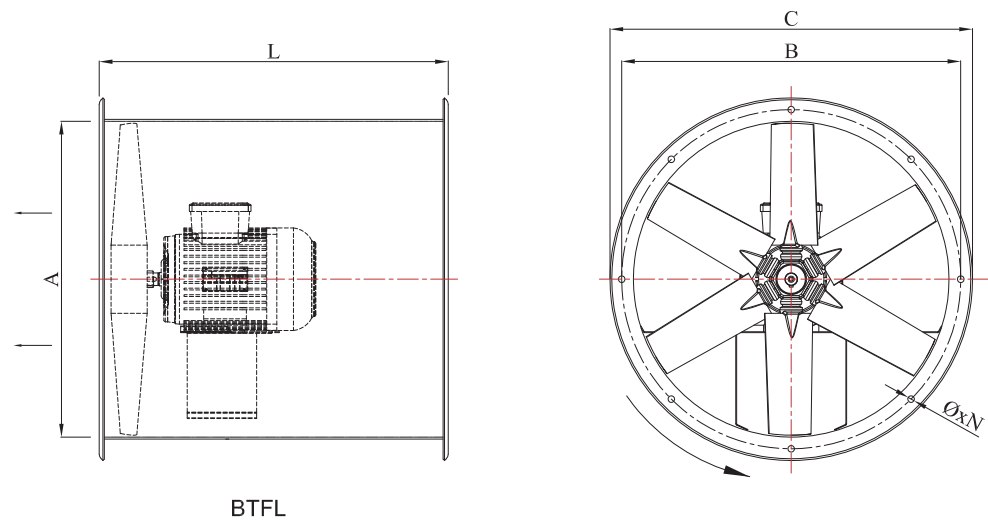
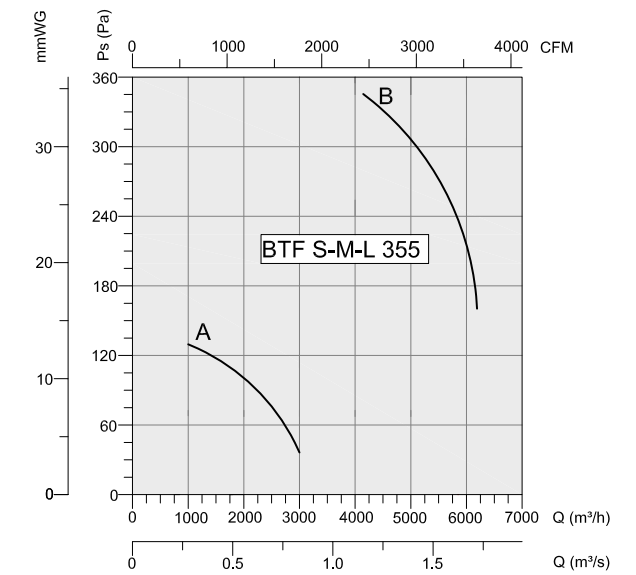
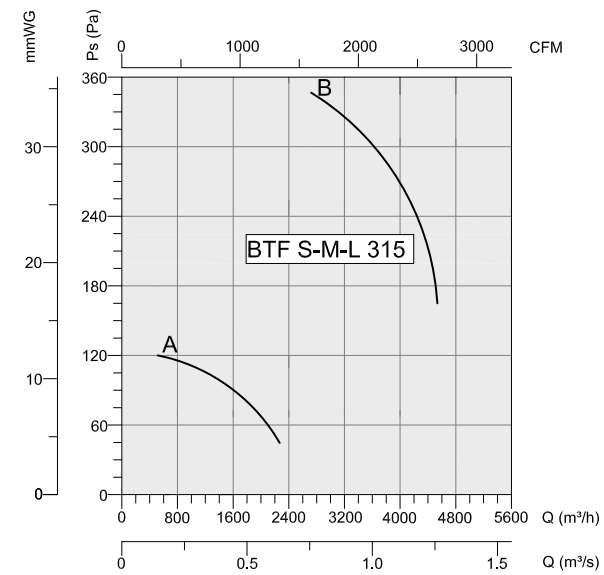
- MATERIAL** : Housing is made of electrostatic powder coated St 37.2 sheet steel. Can be manufactured with legs upon request. Impeller is made of special mixed aluminum injected (RA-MAX) ABS plastics, also can be manufactured reversible and adjustable angles option.
- INSULATION CLASS** : Class F
- MOTOR** : Single and Double speed. Heat Resistant motors of F400 2h and exproof motors are used.
- DIRECTIVE** : EN 60335-1, EN 60335-2-80
- SPEED CONTROL** : Speed can be adjusted using an optional controller.
- APPLICATION AREAS** : In the middle or at the end of duct applications, technical, industrial, commercial applications, wet and dusty areas, foundries, paper or wood factories, cooling towers etc.



Technical Drawing

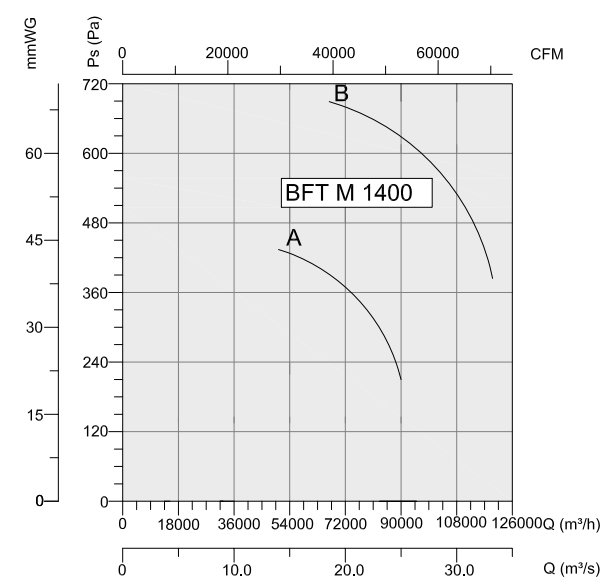
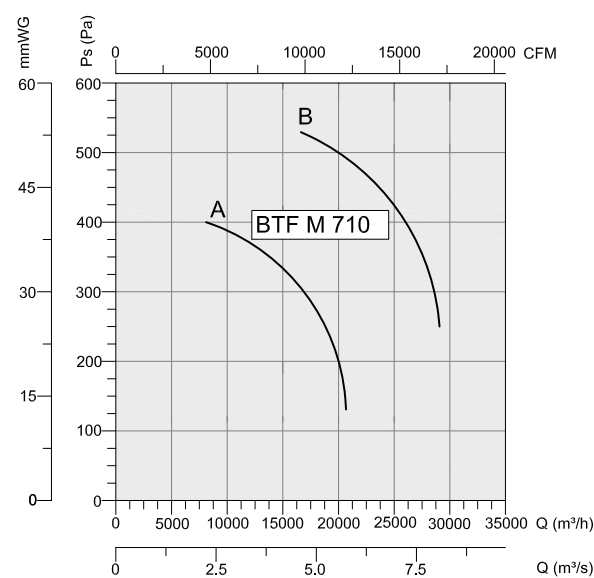
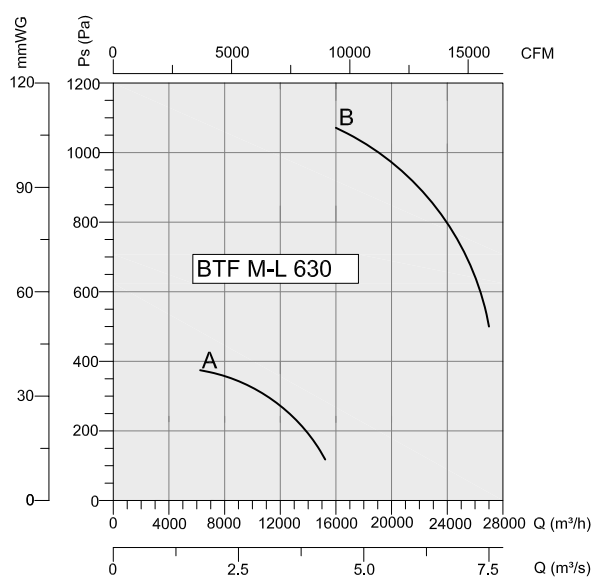
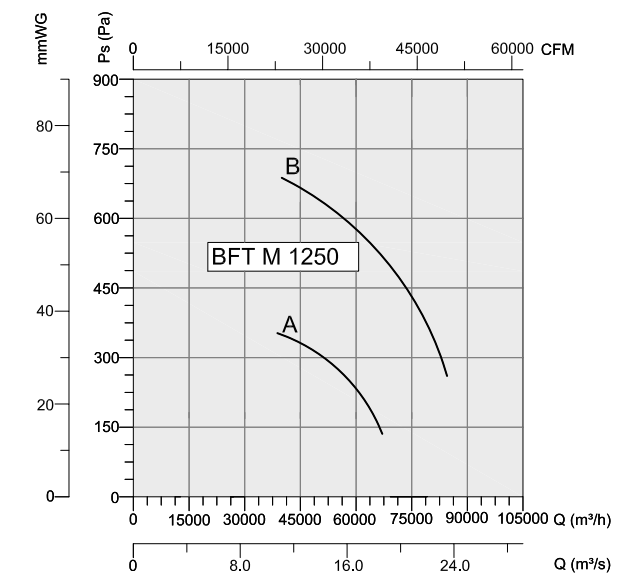
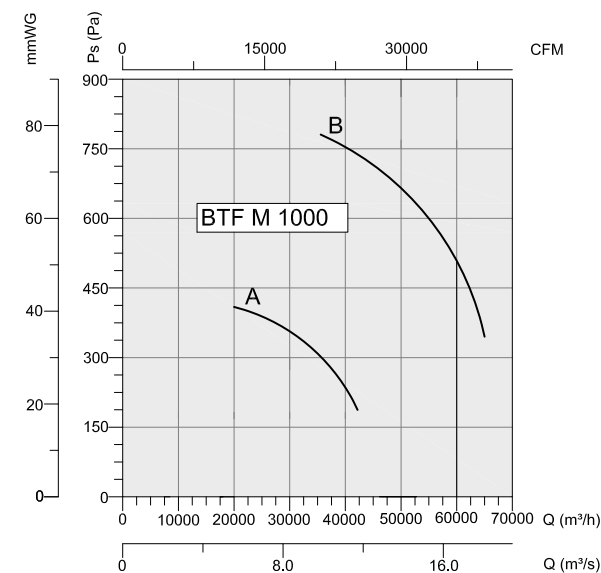
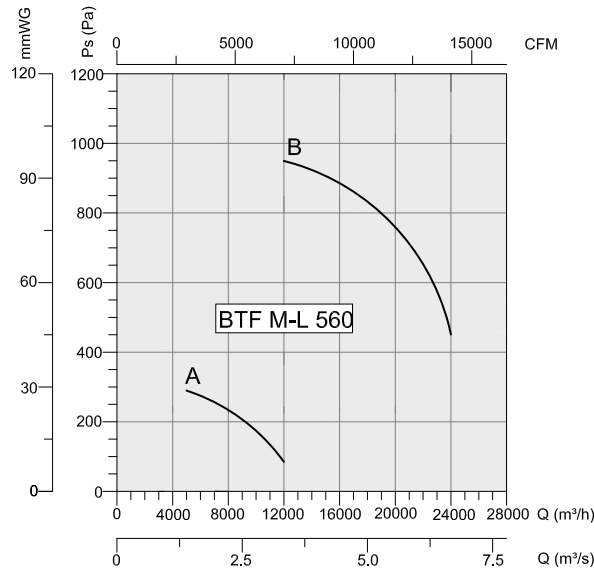
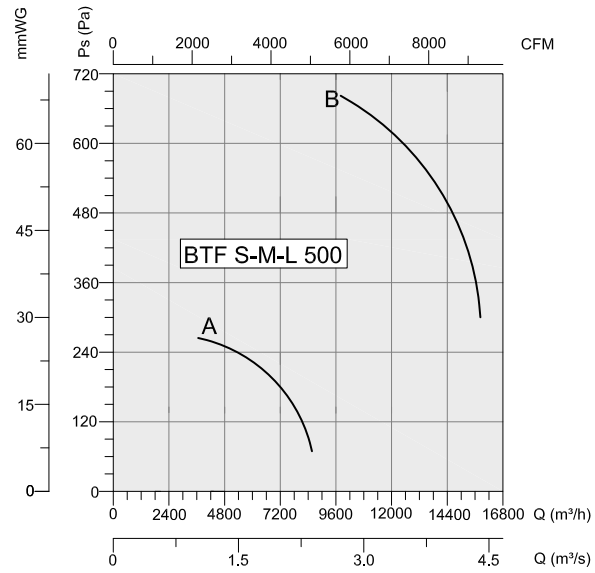
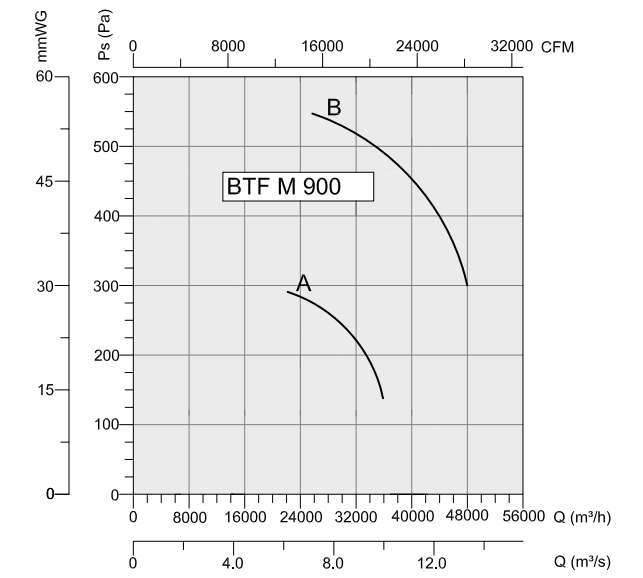
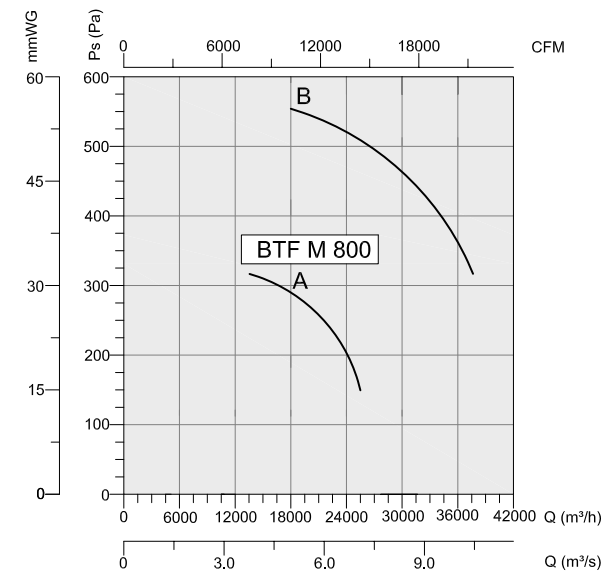
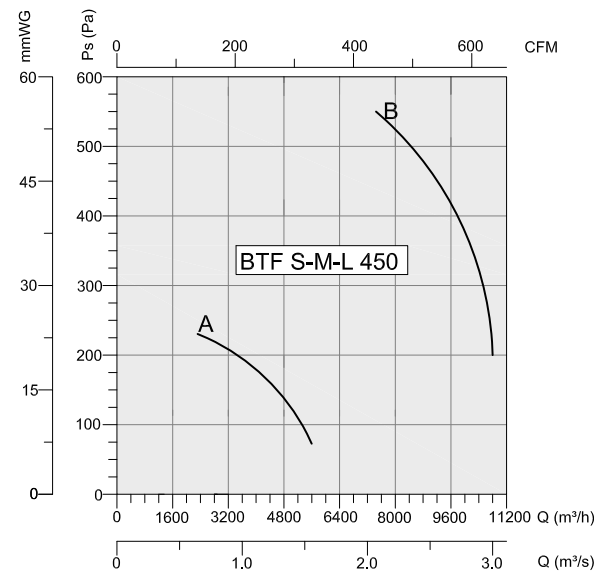
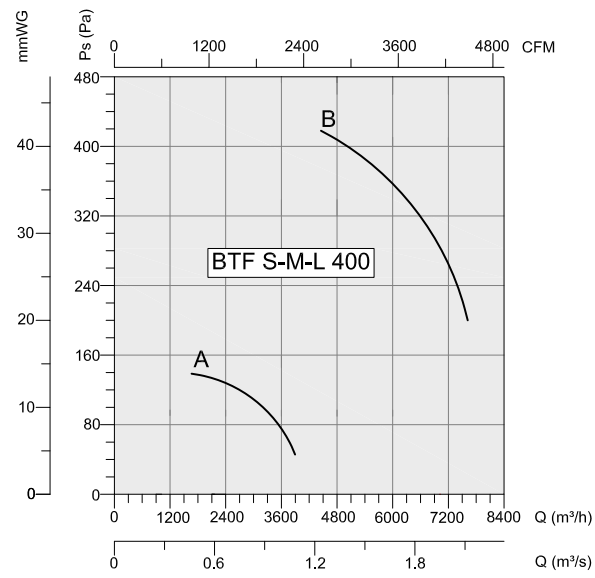


TYPE	MOTOR	A	B	C	D	E	F	NxØ	Kg
BTFS 315-A	63 A4	315	350	385	105	-	248	8X10	7
BTFS 315-B	71 B2	315	350	385	105	-	266	8X10	11
BTFS 355-A	63 A4	355	390	425	105	-	248	8X10	7,5
BTFS 355-B	80 A2	355	390	425	105	-	280	8X10	11,5
BTFS 400-A	63 B4	400	435	470	105	-	248	8X10	11
BTFS 400-B	80 B2	400	435	470	105	-	285	8X10	17
BTFS 450-A	71 A4	450	485	520	105	-	270	8X10	12,5
BTFS 500-A	80 A4	500	535	570	155	-	296	8X10	22
BTFM 315-A	63 A4	315	350	385		200	258	8X10	7,5
BTFM 315-B	71 B2	315	350	385		200	265	8X10	11,5
BTFM 355-A	63 A4	355	390	425		200	258	8X10	8
BTFM 355-B	80 A2	355	390	425		200	282	8X10	12
BTFM 400-A	63 B4	400	435	470		200	258	8X10	11,5
BTFM 400-B	80 B2	400	435	470		200	282	8X10	17,5
BTFM 450-A	71 A4	450	485	520		200	265	8X10	14
BTFM 450-B	90 L2	450	485	520		200	334	8X10	23
BTFM 500-A	80 A4	500	535	570		270	305	8X10	22
BTFM 500-B	112 M2	500	535	570		270	413	8X10	38
BTFM 560-A	80 B4	560	595	630		270	305	8X10	24
BTFM 560-B	132 SB2	560	595	630		270	495	8X10	65
BTFM 630-A	90 S4	630	665	700		270	340	8X10	35
BTFM 630-B	132 MB2	630	665	700		270	505	8X10	80
BTFM 710-A	100 LA4	710	745	780		300	420	8X10	55
BTFM 710-B	112 M4	710	745	780		300	425	8X10	65
BTFM 800-A	112 M6	800	835	870		300	445	8X10	70
BTFM 800-B	132 MB4	800	835	870		300	505	8X10	96
BTFM 900-A	132 SA6	900	935	970		350	505	8X10	100
BTFM 900-B	132 MB4	900	935	970		350	505	8X10	130
BTFM 1000-A	132 MB6	1000	1035	1070		415	510	8X10	135
BTFM 1000-B	160 L4	1000	1035	1070		415	675	8X10	185
BTFM 1250-A	160 M8	1250	1285	1320		500	685	8X10	220
BTFM 1250-B	180 L6	1250	1285	1320		500	760	8X10	270
BTFM 1400-A	180 L8	1400	1435	1470		500	755	8X10	345
BTFM 1400-B	200 LB6	1400	1435	1470		500	755	8X10	375



TYPE	MOTOR	A	B	C	L	NxØ	Kg
BTFL 315-A	63 A4	315	350	385	300	8X10	10
BTFL 315-B	71 B2	315	350	385	300	8X10	14
BTFL 355-A	63 A4	355	390	425	300	8X10	10,5
BTFL 355-B	80 A2	355	390	425	300	8X10	15
BTFL 400-A	63 B4	400	435	470	415	8X10	16
BTFL 400-B	80 B2	400	435	470	415	8X10	22
BTFL 450-A	71 A4	450	485	520	465	8X10	20
BTFL 450-B	90 L2	450	485	520	465	8X10	29
BTFL 500-A	80 A4	500	535	570	500	8X10	30
BTFL 500-B	112 M2	500	535	570	500	8X10	46
BTFL 560-A	80 B4	560	595	630	500	8X10	34
BTFL 560-B	132 SB2	560	595	630	500	8X10	75
BTFL 630-A	90 S4	630	665	700	500	8X10	47
BTFL 630-B	132 MB2	630	665	700	500	8X10	92

TYPE	MOTOR TYPE	POWER	SPEED	FREQUENCY	SOUND PRESSURE LEVEL	AIR FLOW	PRESSURE
BTFM-BTFS-BTFL 315-A	63 A4	0,18	1350	50	60	2100	60
BTFM-BTFS-BTFL 315-B	71 B2	0,55	2750	50	75	4000	250
BTFM-BTFS-BTFL 355-A	63 A4	0,18	1350	50	62	2600	60
BTFM-BTFS-BTFL 355-B	80 A2	0,75	2800	50	77	5500	250
BTFM-BTFS-BTFL 400-A	63 B4	0,18	1350	50	65	3300	80
BTFM-BTFS-BTFL 400-B	80 B2	1,1	2850	50	80	6700	300
BTFM-BTFS-BTFL 450-A	71 A4	0,25	1350	50	70	4700	100
BTFM-BTFL 450-B	90 L2	2,2	2900	50	85	9500	400
BTFM-BTFS-BTFL 500-A	80 A4	0,55	1400	50	72	7800	140
BTFM-BTFL 500-B	112 M2	4	2900	50	87	14000	500
BTFM-BTFL 560-A	80 B4	0,75	1400	50	73	10500	160
BTFM-BTFL 560-B	132 SB2	7,5	2900	50	89	22000	650
BTFM-BTFL 630-A	90 S4	1,1	1400	50	67	14000	160
BTFM-BTFL 630-B	132 MB2	9	2900	50	92	25000	700
BTFM 710-A	100 LA4	2,2	1400	50	76	18000	250
BTFM 710-B	112 M4	4	1450	50	79	26000	350
BTFM 800-A	112 M6	2,2	950	50	71	25500	160
BTFM 800-B	132 MB4	7,5	1450	50	80	37000	450
BTFM 900-A	132 SA6	3	950	50	75	30500	200
BTFM 900-B	132 MB4	7,5	1450	50	82	40000	450
BTFM 1000-A	132 MB6	4	950	50	77	36000	250
BTFM 1000-B	160 L4	15	1450	50	88	57000	550
BTFM 1250-A	160 M8	5,5	720	50	77	60000	200
BTFM 1250-B	180 L6	15	950	50	86	72000	450
BTFM 1400-A	180 L8	11	720	50	80	80000	300
BTFM 1400-B	200 LB6	22	950	50	88	107000	500



Accessories

BSC-F

DUCT FANS

ROOF FANS

AXIAL FANS

RADIAL FANS

JET FANS

PLASTIC FANS

VENTILATORS

ACCESSORIES